



Competition Shooting Results

Software by
TAURUS-SOFT Systemtechnik
D 83620 Feldkirchen

HoRa Systemtechnik GmbH
Chiemseestraße 26 D 83093 Bad Endorf
Tel +49 (0)8053 49043
Tel +49 (0)8053 49053
e-mail: info@hora2000.de
http://www.hora2000.de

Sprint Men 10km
12.01.2014

Nordic Center Notschrei <unofficial shooting analysis>
Page: 1

F	1S	2S	3S	4S	5S	SchZt	Rng	LaufZt	Rng	Totalzeit	Rng	Schußbild	R	M	St
1 GOMBERT Tom GER															
0	16.8	2.4	2.1	2.2	2.2	00:29.6	3	00:06:42.8	66	00:07:12.4	43	①②③④⑤	1	L	7
4	<u>20.5</u>	<u>2.9</u>	<u>7.6</u>	2.8	<u>6.6</u>	00:45.7	115	00:06:38.8	10	00:07:24.5	22	●●●④●	2	S	16
4						01:15.3	69	00:13:21.6	18	00:16:08.9	44	(+23s/Fehl)			
2 HEB Pascal GER															
2	18.2	3.0	<u>2.9</u>	<u>3.2</u>	3.1	00:35.0	35	00:07:06.8	112	00:07:41.8	96	①②●●⑤	1	L	5
2	15.9	2.6	<u>2.3</u>	2.5	<u>1.9</u>	00:29.3	30	00:08:08.4	77	00:08:37.7	72	●④●②①	2	S	18
4						01:04.3	30	00:15:15.2	80	00:17:05.5	72	(+23s/Fehl)			
3 NAGLI LUKA SLO															
2	<u>20.4</u>	11.6	3.2	2.6	<u>2.9</u>	00:44.2	86	00:07:12.6	122	00:07:56.8	115	●②③④●	1	L	8
2	<u>21.4</u>	6.2	5.1	<u>3.8</u>	6.7	00:47.0	118	00:08:09.3	78	00:08:56.3	83	●②③⑤●	2	S	21
4						01:31.2	108	00:15:21.9	83	00:17:39.1	81	(+23s/Fehl)			
4 WILLERT Chris GER															
2	24.6	<u>5.0</u>	5.1	4.4	<u>4.4</u>	00:50.6	121	00:07:09.1	116	00:07:59.6	121	①●③④●	1	L	6
3	<u>22.8</u>	6.1	<u>5.1</u>	6.4	<u>3.9</u>	00:49.0	123	00:08:14.6	83	00:09:03.6	85	●②●④●	2	S	22
5						01:39.6	125	00:15:23.7	84	00:18:12.3	89	(+23s/Fehl)			
5 MALZAHN Hendrik GER															
0	22.6	3.6	3.6	3.6	3.9	00:41.3	77	00:06:47.6	78	00:07:28.9	72	①②③④⑤	1	L	5
2	24.0	3.5	<u>2.9</u>	<u>3.1</u>	4.0	00:39.8	93	00:06:59.9	29	00:07:39.8	30	⑤●●②①	2	S	16
2						01:21.1	88	00:13:47.6	30	00:15:54.7	36	(+23s/Fehl)			
6 KALB Frederik GER															
3	19.6	4.7	<u>4.1</u>	<u>3.9</u>	<u>6.5</u>	00:48.2	111	00:06:43.6	70	00:07:31.8	79	●●●②①	1	L	10
3	<u>21.7</u>	<u>7.9</u>	4.1	<u>3.3</u>	6.4	00:50.0	126	00:08:22.1	87	00:09:12.1	86	⑤●③●●	2	S	20
6						01:38.2	123	00:15:05.6	73	00:17:52.8	84	(+23s/Fehl)			
8 BRAUN Maximilian GER															
3	24.5	<u>3.3</u>	2.8	<u>4.2</u>	<u>5.7</u>	00:46.9	104	00:07:14.4	123	00:08:01.3	123	①●③●●	1	L	4
2	19.4	<u>2.4</u>	2.0	<u>2.3</u>	2.1	00:32.9	58	00:09:04.5	94	00:09:37.4	94	⑤●③①①	2	S	19
5						01:19.8	83	00:16:18.8	94	00:18:24.7	92	(+23s/Fehl)			
9 HEINRICH Florian GER															
2	19.9	3.9	<u>5.7</u>	2.8	<u>17.2</u>	00:53.7	127	00:06:52.5	86	00:07:46.1	105	①②●④●	1	L	2
1	19.3	2.9	2.4	5.9	<u>8.6</u>	00:45.0	113	00:07:56.2	70	00:08:41.3	73	①②③④●	2	S	18
3						01:38.7	124	00:14:48.7	70	00:16:50.4	62	(+23s/Fehl)			
10 SCHEIFELE Alexander GER															
0	27.4	4.1	3.9	3.6	3.8	00:48.1	110	00:07:16.1	128	00:08:04.3	126	①②③④⑤	1	L	1
1	24.5	2.7	2.9	2.7	<u>2.4</u>	00:38.5	85	00:07:17.8	41	00:07:56.3	44	①②③④●	2	S	19
1						01:26.6	97	00:14:33.9	60	00:16:23.5	51	(+23s/Fehl)			
11 GROTIAN Tim GER															
1	20.3	5.5	4.8	4.7	<u>4.8</u>	00:44.7	89	00:06:41.6	61	00:07:26.3	70	①②③④●	1	L	3
2	18.6	<u>4.8</u>	5.5	<u>5.8</u>	8.9	00:55.3	130	00:06:59.9	30	00:07:55.3	42	⑤●③①①	2	S	16
3						01:39.9	126	00:13:41.6	26	00:16:07.6	41	(+23s/Fehl)			
12 TUMLER Peter ITA															
1	21.1	<u>3.2</u>	3.8	3.0	3.3	00:38.8	59	00:06:38.3	56	00:07:17.1	53	⑤④③●①	1	L	11
3	21.8	<u>3.6</u>	2.6	<u>2.8</u>	<u>2.6</u>	00:37.4	79	00:07:24.7	48	00:08:02.1	45	●●③●①	2	S	17
4						01:16.3	73	00:14:02.9	37	00:16:28.2	54	(+23s/Fehl)			
13 SCHUMACHER Julian SUI															
1	<u>25.9</u>	5.3	3.8	3.6	3.4	00:49.6	117	00:06:45.1	75	00:07:34.8	86	⑤④③②●	1	L	6
1	24.8	<u>3.7</u>	4.1	4.4	3.3	00:44.1	110	00:07:11.0	36	00:07:55.2	41	⑤④③●①	2	S	13
2						01:33.8	115	00:13:56.2	35	00:15:52.9	35	(+23s/Fehl)			
14 FIEDLER Marcel GER															
2	20.2	4.7	<u>4.0</u>	<u>4.2</u>	4.6	00:44.1	85	00:08:06.2	132	00:08:50.3	132	①②●●⑤	1	L	11
2	15.3	3.3	3.2	<u>2.8</u>	<u>3.4</u>	00:32.2	53	00:09:22.1	95	00:09:54.3	95	①②③●●	2	S	20
4						01:16.2	72	00:17:28.3	96	00:19:30.5	98	(+23s/Fehl)			
15 SUTTKUS Valentin GER															
2	<u>18.9</u>	4.9	4.1	3.9	<u>3.2</u>	00:41.2	75	00:06:52.3	85	00:07:33.5	84	●②③④●	1	L	8
4	<u>17.6</u>	15.6	<u>4.6</u>	<u>3.9</u>	===	00:53.1	128	00:07:40.9	58	00:08:34.0	69	●●●②●	2	S	21
6						01:34.2	116	00:14:33.3	58	00:17:39.5	82	(+23s/Fehl)			



Competition Shooting Results

Software by
TAURUS-SOFT Systemtechnik
D 83620 Feldkirchen

HoRa Systemtechnik GmbH
Chiemseestraße 26 D 83093 Bad Endorf
Tel +49 (0)8053 49043
Tel +49 (0)8053 49053
e-mail: info@hora2000.de
http://www.hora2000.de

Sprint Men 10km
12.01.2014

Nordic Center Notschrei <unofficial shooting analysis>
Page: 2

F	1S	2S	3S	4S	5S	SchZt	Rng	LaufZt	Rng	Totalzeit	Rng	Schußbild	R	M	St
16 LEITGEB Simon ITA															
1	21.1	<u>4.2</u>	4.1	4.2	9.3	00:46.4	102	00:06:27.1	31	00:07:13.5	47	⑤④③●①	1	L	11
3	23.2	<u>2.9</u>	<u>3.1</u>	8.1	<u>3.7</u>	00:48.3	122	00:07:05.7	32	00:07:53.9	38	●●●●①	2	S	17
4						01:34.7	118	00:13:32.8	23	00:16:16.5	46	(+23s/Fehl)			
17 DAHLMEIER Pirmin GER															
0	18.0	3.6	3.7	3.7	3.7	00:37.3	51	00:07:06.4	110	00:07:43.7	100	①②③④⑤	1	L	2
2	17.4	3.9	2.8	<u>3.2</u>	<u>2.4</u>	00:32.4	55	00:06:49.1	20	00:07:21.5	20	●●③②①	2	S	18
2						01:09.7	50	00:13:55.5	34	00:15:51.2	34	(+23s/Fehl)			
18 HOLLANDT Julian GER															
2	23.8	4.7	<u>4.6</u>	<u>4.1</u>	3.1	00:44.9	92	00:06:48.4	80	00:07:33.4	83	⑤●●②①	1	L	5
3	<u>20.4</u>	3.0	2.6	<u>3.8</u>	<u>2.1</u>	00:35.5	75	00:07:37.8	54	00:08:13.2	51	●●③②●	2	S	18
5						01:20.4	86	00:14:26.2	54	00:16:55.6	64	(+23s/Fehl)			
19 BARTRAM Janik GER															
2	15.1	<u>4.4</u>	<u>3.1</u>	7.1	5.3	00:40.3	68	00:06:44.5	73	00:07:24.8	68	⑤④①●●	1	L	7
3	<u>14.3</u>	3.0	<u>2.8</u>	<u>2.4</u>	5.2	00:30.2	37	00:07:36.9	53	00:08:07.1	47	⑤●●●②	2	S	23
5						01:10.5	54	00:14:21.5	50	00:16:40.9	57	(+23s/Fehl)			
20 WAGNER Andreas GER															
0	21.2	5.6	5.3	5.4	5.4	00:48.1	109	00:06:54.1	88	00:07:42.2	97	⑤④③②①	1	L	3
3	===	===	===	===	===	00:27.0	14	00:06:49.6	22	00:07:16.6	18	●●●●●	2	S	20
3	3.4	<u>5.9</u>	5.2	<u>4.6</u>	<u>3.7</u>	00:27.0	0	00:00:00.0	0	00:00:00.0	0	●●③①	0	S	20
3						01:15.1	66	00:13:43.7	28	00:16:07.8	42	(+23s/Fehl)			
21 DORFLEITNER Kilian GER															
0	20.1	4.3	3.3	3.2	2.8	00:39.1	61	00:07:00.6	100	00:07:39.6	94	①②③④⑤	1	L	5
1	15.0	4.3	<u>3.8</u>	4.2	3.6	00:32.9	59	00:06:47.1	18	00:07:20.1	19	⑤④●②①	2	S	17
1						01:12.0	58	00:13:47.7	31	00:15:22.7	25	(+23s/Fehl)			
22 BÖHME Paul-Bono GER															
0	23.2	3.2	2.7	2.4	2.6	00:38.4	57	00:06:39.4	58	00:07:17.8	55	①②③④⑤	1	L	4
2	16.2	<u>2.6</u>	2.5	<u>2.7</u>	2.8	00:29.1	27	00:06:42.0	15	00:07:11.1	13	⑤●●●①	2	S	24
2						01:07.5	42	00:13:21.4	17	00:15:14.9	22	(+23s/Fehl)			
23 VÖGELE Franz GER															
1	23.5	4.6	4.8	<u>4.2</u>	3.6	00:45.5	96	00:07:09.9	119	00:07:55.5	113	①②③●⑤	1	L	2
2	<u>19.6</u>	5.6	5.6	<u>4.0</u>	3.7	00:41.9	104	00:07:35.9	52	00:08:17.9	56	⑤●③②●	2	S	18
3						01:27.5	101	00:14:45.8	67	00:16:59.3	69	(+23s/Fehl)			
24 HEINRICH Tom GER															
2	22.2	<u>3.8</u>	4.3	4.2	<u>4.2</u>	00:43.9	84	00:06:49.3	81	00:07:33.3	82	①●③④●	1	L	7
2	19.6	<u>4.5</u>	4.2	4.5	<u>4.9</u>	00:41.6	103	00:07:49.4	66	00:08:30.9	68	①●③④●	2	S	19
4						01:25.6	95	00:14:38.7	63	00:16:50.3	61	(+23s/Fehl)			
25 FRÄBEL Pascal GER															
0	22.7	4.3	2.7	2.1	2.6	00:39.7	63	00:06:51.4	83	00:07:31.1	77	①②③④⑤	1	L	5
2	18.6	5.5	<u>4.5</u>	4.7	<u>6.7</u>	00:43.2	107	00:06:50.8	24	00:07:34.0	28	①②●④●	2	S	16
2						01:22.9	92	00:13:42.2	27	00:15:51.1	33	(+23s/Fehl)			
26 KÜNIG Lukas ITA															
1	<u>30.8</u>	4.5	4.1	4.7	4.2	00:53.1	126	00:07:05.7	109	00:07:58.8	119	⑤④③②●	1	L	7
3	25.5	<u>3.5</u>	3.7	<u>3.4</u>	<u>3.1</u>	00:43.1	106	00:07:42.1	60	00:08:25.3	64	●●●●①	2	S	15
4						01:36.2	121	00:14:47.8	69	00:17:33.1	79	(+23s/Fehl)			
27 KUPPELWIESER Jan ITA															
1	26.2	3.7	3.4	3.4	<u>3.4</u>	00:45.7	97	00:06:40.5	59	00:07:26.2	69	●④③②①	1	L	11
1	26.3	3.9	3.4	<u>3.3</u>	3.8	00:44.7	112	00:07:11.2	37	00:07:55.9	43	⑤●③②①	2	S	22
2						01:30.3	106	00:13:51.7	32	00:15:45.1	31	(+23s/Fehl)			
28 AKSOY Soran GER															
2	21.9	<u>3.4</u>	<u>3.5</u>	7.2	3.5	00:45.4	94	00:07:12.4	120	00:07:57.8	117	①●●④⑤	1	L	1
1	18.6	3.6	3.0	<u>2.7</u>	2.5	00:34.7	73	00:08:01.4	74	00:08:36.1	71	①②③●⑤	2	S	14
3						01:20.1	85	00:15:13.8	79	00:16:56.9	68	(+23s/Fehl)			
29 HOLZKNECHT Armin AUT															
2	28.7	3.7	4.1	<u>3.3</u>	<u>4.4</u>	00:50.8	122	00:07:07.1	113	00:07:57.9	118	①②③●●	1	L	5
2	<u>19.6</u>	5.6	<u>3.7</u>	3.6	3.2	00:44.1	109	00:07:59.1	72	00:08:43.2	75	●②●④⑤	2	S	16
4						01:34.8	119	00:15:06.2	74	00:17:27.1	77	(+23s/Fehl)			



Competition Shooting Results


Software by
TAURUS-SOFT Systemtechnik
D 83620 Feldkirchen

HoRa Systemtechnik GmbH
Chiemseestraße 26 D 83093 Bad Endorf
Tel +49 (0)8053 49043
Tel +49 (0)8053 49053
e-mail: info@hora2000.de
http://www.hora2000.de

Sprint Men 10km
12.01.2014

Nordic Center Notschrei <unofficial shooting analysis>
Page: 3

F	1S	2S	3S	4S	5S	SchZt	Rng	LaufZt	Rng	Totalzeit	Rng	Schußbild	R	M	St
30 BOVISI Sandro SUI															
2	25.7	<u>4.6</u>	3.7	<u>3.8</u>	4.0	00:06.7	103	00:06:43.2	68	00:07:29.9	74	①●③●⑤	1	L	8
1	28.3	3.9	3.9	3.9	<u>4.1</u>	00:07.9	120	00:07:41.8	59	00:08:29.7	67	①②③④●	2	S	19
3						01:34.7	117	00:14:24.9	53	00:16:22.6	50	(+23s/Fehl)			
31 LOHSCHMIDT Sven GER															
1	17.9	5.9	3.9	3.4	<u>3.6</u>	00:40.9	74	00:06:37.8	53	00:07:18.6	60	①②③④●	1	L	7
3	19.4	<u>4.9</u>	<u>3.5</u>	3.3	<u>3.7</u>	00:40.3	94	00:06:59.0	28	00:07:39.3	29	●④●●①	2	S	17
4						01:21.2	89	00:13:36.8	24	00:16:06.9	39	(+23s/Fehl)			
32 PLAHUTA LUKA SLO															
0	23.1	4.9	4.1	3.9	3.3	00:44.9	91	00:06:38.1	55	00:07:23.1	67	①②③④⑤	1	L	9
2	12.5	<u>3.1</u>	2.8	<u>2.8</u>	2.7	00:28.8	25	00:06:40.3	12	00:07:09.2	11	①●③⑤●	2	S	18
2						01:13.8	61	00:13:18.5	16	00:15:18.2	23	(+23s/Fehl)			
33 VOLKERT Yannik GER															
4	17.3	<u>3.6</u>	<u>3.7</u>	<u>7.4</u>	<u>4.3</u>	00:41.9	80	00:07:01.9	104	00:07:43.8	103	①●●●●	1	L	4
3	<u>16.8</u>	3.8	3.2	<u>2.7</u>	<u>3.1</u>	00:34.1	68	00:08:52.9	92	00:09:27.1	92	●●③②●	2	S	17
7						01:15.9	71	00:15:54.8	91	00:18:19.8	91	(+23s/Fehl)			
34 JNIDAR I NACE SLO															
1	19.8	4.8	<u>3.5</u>	4.6	3.7	00:39.9	66	00:06:41.8	62	00:07:21.7	63	①②●④⑤	1	L	8
2	<u>15.1</u>	<u>3.8</u>	3.9	3.8	3.2	00:34.3	72	00:07:39.8	56	00:08:14.1	54	●●③④⑤	2	S	13
3						01:14.3	64	00:14:21.6	51	00:16:21.9	49	(+23s/Fehl)			
35 MATUSIN Johannes GER															
0	21.3	3.9	3.9	3.9	4.2	00:40.6	71	00:07:09.5	118	00:07:50.1	110	⑤④③②①	1	L	1
1	18.7	3.2	<u>2.8</u>	2.4	2.9	00:33.2	64	00:07:21.0	44	00:07:54.3	39	⑤④●②①	2	S	14
1						01:13.8	62	00:14:30.5	56	00:16:07.4	40	(+23s/Fehl)			
36 EGGER Andreas ITA															
5	<u>26.9</u>	<u>4.4</u>	<u>8.0</u>	<u>10.9</u>	<u>4.1</u>	00:58.3	130	00:07:05.7	108	00:08:03.9	125	●●●●●	1	L	11
1	19.6	3.2	<u>3.2</u>	3.3	3.5	00:38.9	88	00:09:31.0	96	00:10:09.9	96	⑤④●②①	2	S	17
6						01:37.2	122	00:16:36.7	95	00:18:36.9	93	(+23s/Fehl)			
37 BARCHEWITZ Max GER															
1	22.7	4.8	4.5	<u>4.6</u>	4.9	00:47.5	107	00:06:46.1	76	00:07:33.6	85	⑤●③②①	1	L	5
2	<u>22.8</u>	13.3	5.4	4.3	<u>3.9</u>	00:54.2	129	00:07:19.9	42	00:08:14.1	53	●④③②●	2	S	18
3						01:41.6	127	00:14:06.0	40	00:16:33.7	56	(+23s/Fehl)			
38 WOLF Johannes GER															
1	19.6	3.3	3.1	<u>3.1</u>	2.8	00:36.2	46	00:06:46.6	77	00:07:22.8	66	①②③④⑤	1	L	9
2	20.2	<u>4.2</u>	<u>3.1</u>	13.9	2.7	00:47.5	119	00:07:59.7	73	00:08:47.2	77	①●●④⑤	2	S	21
3						01:23.8	94	00:14:46.2	68	00:16:55.9	66	(+23s/Fehl)			
39 HOBMAIER Michael GER															
1	24.7	4.6	4.2	3.6	<u>4.5</u>	00:47.3	105	00:07:08.6	115	00:07:55.9	114	①②③④●	1	L	5
1	<u>23.2</u>	4.8	5.5	4.7	4.0	00:45.6	114	00:07:22.3	46	00:08:07.9	48	●②③④⑤	2	S	19
2						01:32.9	112	00:14:30.9	57	00:16:26.9	53	(+23s/Fehl)			
40 LAUSSER Tobias GER															
2	<u>20.9</u>	2.5	2.3	2.3	<u>2.1</u>	00:34.2	30	00:06:56.4	91	00:07:30.6	75	●②③④●	1	L	2
3	<u>15.7</u>	3.6	<u>2.9</u>	2.9	<u>2.8</u>	00:32.2	54	00:08:10.6	80	00:08:42.8	74	●②●④●	2	S	20
5						01:06.4	38	00:15:07.1	75	00:17:22.5	76	(+23s/Fehl)			
41 RÖTTIG Stefan GER															
3	<u>20.9</u>	11.3	<u>3.8</u>	3.8	<u>5.1</u>	00:50.6	120	00:07:03.9	106	00:07:54.5	112	●④●②●	1	L	4
0	22.4	2.7	2.4	3.8	2.7	00:38.3	82	00:08:33.8	89	00:09:12.1	87	⑤④③②①	2	S	16
3						01:28.9	103	00:15:37.8	89	00:17:06.6	73	(+23s/Fehl)			
42 DIAZ-WEBER Janik-Noah GER															
3	<u>22.8</u>	<u>3.6</u>	3.6	<u>4.9</u>	3.8	00:47.8	108	00:06:55.9	89	00:07:43.7	101	●●③●⑤	1	L	7
0	14.1	3.8	3.3	3.3	2.8	00:31.6	50	00:08:31.3	88	00:09:02.8	84	①②③④⑤	2	S	18
3						01:19.3	81	00:15:27.3	86	00:16:46.6	59	(+23s/Fehl)			
43 HENTSCHEL Felix GER															
1	<u>21.1</u>	4.2	4.1	3.3	3.6	00:41.3	76	00:06:56.3	90	00:07:37.5	90	⑤④③②●	1	L	8
1	<u>18.7</u>	2.7	2.5	2.4	2.7	00:32.9	60	00:07:46.6	64	00:08:19.6	58	⑤④③②●	2	S	14
2						01:14.2	63	00:14:42.9	65	00:16:20.2	47	(+23s/Fehl)			



Competition Shooting Results

Software by
TAURUS-SOFT Systemtechnik
D 83620 Feldkirchen

HoRa Systemtechnik GmbH
Chiemseestraße 26 D 83093 Bad Endorf
Tel +49 (0)8053 49043
Tel +49 (0)8053 49053
e-mail: info@hora2000.de
http://www.hora2000.de

Sprint Men 10km
12.01.2014

Nordic Center Notschrei <unofficial shooting analysis>
Page: 4

F	1S	2S	3S	4S	5S	SchZt	Rng	LaufZt	Rng	Totalzeit	Rng	Schußbild	R	M	St
44 HOMBERG Pirmin GER															
2	21.8	<u>5.8</u>	<u>4.5</u>	8.1	4.9	00:51.1	123	00:07:01.7	103	00:07:52.8	111	⑤④●●①	1	L	5
2	19.7	3.8	<u>3.7</u>	7.2	<u>4.4</u>	00:41.5	102	00:07:42.8	61	00:08:24.3	61	①②●●●	2	S	19
4						01:32.6	110	00:14:44.5	66	00:17:03.1	70	(+23s/Fehl)			
45 BACCHETTA Elio SUI															
3	<u>16.9</u>	<u>3.8</u>	<u>6.3</u>	3.5	3.4	00:41.5	78	00:07:15.3	125	00:07:56.8	116	⑤④●●●	1	L	10
2	18.4	<u>4.7</u>	<u>3.4</u>	3.7	3.9	00:38.5	84	00:08:45.1	91	00:09:23.5	91	⑤④●●①	2	S	21
5						01:19.9	84	00:16:00.4	93	00:18:06.3	87	(+23s/Fehl)			
46 RAUCHFUß Tim GER															
2	20.3	<u>3.1</u>	2.5	2.6	<u>2.7</u>	00:35.7	42	00:07:07.9	114	00:07:43.6	99	①●③④●	1	L	4
2	<u>15.6</u>	2.8	<u>2.3</u>	4.5	3.1	00:31.8	51	00:07:54.5	68	00:08:26.3	65	④⑤●●②	2	S	20
4						01:07.5	44	00:15:02.4	71	00:16:55.9	65	(+23s/Fehl)			
47 PSCHERER Joseph GER															
2	21.9	4.3	4.3	<u>4.2</u>	<u>4.3</u>	00:44.5	87	00:07:25.3	130	00:08:09.8	128	●●③②①	1	L	2
3	<u>21.8</u>	5.9	3.3	<u>7.2</u>	==	01:04.9	132	00:08:15.1	84	00:09:19.9	90	●●③②●	2	S	18
5						01:49.3	130	00:15:40.5	90	00:18:38.8	94	(+23s/Fehl)			
48 ERZ Marcus GER															
2	21.9	4.7	4.7	<u>4.5</u>	<u>4.9</u>	00:45.9	98	00:06:45.1	74	00:07:30.9	76	①②③●●	1	L	3
3	<u>21.1</u>	<u>4.7</u>	<u>5.3</u>	4.7	4.7	00:44.4	111	00:07:31.9	50	00:08:16.3	55	●●●④⑤	2	S	18
5						01:30.3	105	00:14:16.9	47	00:16:56.2	67	(+23s/Fehl)			
49 SCHOBER Leon GER															
2	<u>23.6</u>	4.6	12.7	<u>14.5</u>	21.6	01:24.9	131	00:07:16.1	127	00:08:41.1	131	●②③●⑤	1	L	9
3	36.4	<u>4.7</u>	4.3	<u>4.3</u>	<u>5.5</u>	00:57.6	131	00:08:16.9	85	00:09:14.6	88	①●③●●	2	S	16
5						02:22.6	131	00:15:33.1	87	00:19:04.6	95	(+23s/Fehl)			
50 PLÜTZER Frederic GER															
2	78.3	4.1	<u>4.0</u>	10.9	<u>16.5</u>	01:59.9	132	00:06:38.8	57	00:08:38.6	130	①②●●●	1	L	4
3	<u>19.0</u>	5.8	4.7	<u>4.1</u>	<u>3.2</u>	00:40.9	98	00:07:39.9	57	00:08:20.7	59	●②③●●	2	S	19
5						02:40.7	132	00:14:18.6	48	00:18:08.4	88	(+23s/Fehl)			
51 WANNINGER Tobias GER															
0	18.0	2.7	2.4	2.8	2.4	00:32.5	21	00:06:22.2	18	00:06:54.7	13	①②③④⑤	1	L	7
3	17.5	<u>2.7</u>	<u>2.6</u>	<u>4.2</u>	2.7	00:33.4	66	00:06:19.2	1	00:06:52.7	3	①●●●⑤	2	S	15
3						01:05.9	36	00:12:41.4	1	00:14:56.4	14	(+23s/Fehl)			
52 STIEGER Jonas ITA															
1	26.9	4.7	<u>4.2</u>	<u>4.3</u>	4.7	00:49.9	119	00:07:16.7	129	00:08:06.6	127	①②●●⑤	1	L	11
0	25.9	3.4	<u>3.2</u>	2.6	2.5	00:39.7	92	00:07:56.2	69	00:08:35.9	70	⑤④③②①	2	S	17
1						01:29.6	104	00:15:12.9	78	00:16:42.4	58	(+23s/Fehl)			
53 WALDVOGEL Florian GER															
1	25.9	5.5	5.5	4.8	<u>5.0</u>	00:52.9	125	00:06:35.3	50	00:07:28.2	71	①②③④●	1	L	3
1	22.6	4.1	3.6	2.6	<u>2.9</u>	00:38.5	86	00:07:08.9	35	00:07:47.5	34	●④③②①	2	S	16
2						01:31.5	109	00:13:44.2	29	00:15:38.7	30	(+23s/Fehl)			
54 TRIEB Michael AUT															
0	19.9	2.9	2.8	2.5	2.5	00:35.8	44	00:07:01.1	102	00:07:36.9	89	⑤④③②①	1	L	12
2	19.6	2.8	2.3	<u>2.3</u>	<u>2.7</u>	00:34.2	70	00:07:06.3	33	00:07:40.5	31	●●③②①	2	S	15
2						01:10.1	52	00:14:07.4	41	00:16:03.4	38	(+23s/Fehl)			
55 WUNDERLE Robin GER															
2	<u>20.9</u>	4.5	5.5	4.6	<u>7.3</u>	00:48.6	113	00:06:52.3	84	00:07:40.8	95	●②③④●	1	L	5
2	20.1	<u>3.5</u>	<u>2.6</u>	3.9	4.6	00:39.4	91	00:07:46.9	65	00:08:26.3	66	①●●④⑤	2	S	18
4						01:27.9	102	00:14:39.2	64	00:16:53.1	63	(+23s/Fehl)			
56 GROß Simon GER															
0	20.9	5.1	5.3	5.0	5.4	00:44.9	90	00:06:33.0	45	00:07:17.9	56	⑤④③②①	1	L	9
0	16.7	2.8	2.6	2.9	2.8	00:30.4	41	00:06:39.4	11	00:07:09.8	12	⑤④③②①	2	S	14
0						01:15.3	68	00:13:12.4	14	00:14:27.7	7	(+23s/Fehl)			
57 KRAEMER Felix GER															
2	<u>22.9</u>	4.1	3.7	<u>3.7</u>	3.7	00:45.4	93	00:07:03.9	105	00:07:49.3	109	●②③●⑤	1	L	4
4	23.9	<u>2.5</u>	<u>3.1</u>	<u>6.3</u>	==	00:48.0	121	00:08:04.1	76	00:08:52.1	81	●●●●①	2	S	16
6						01:33.4	114	00:15:08.0	76	00:18:13.4	90	(+23s/Fehl)			



Competition Shooting Results


Software by
TAURUS-SOFT Systemtechnik
D 83620 Feldkirchen

HoRa Systemtechnik GmbH
Chiemseestraße 26 D 83093 Bad Endorf
Tel +49 (0)8053 49043
Tel +49 (0)8053 49053
e-mail: info@hora2000.de
http://www.hora2000.de

Sprint Men 10km
12.01.2014

Nordic Center Notschrei <unofficial shooting analysis>
Page: 5

F	1S	2S	3S	4S	5S	SchZt	Rng	LaufZt	Rng	Totalzeit	Rng	Schußbild	R	M	St
58 REHBEIN Philipp GER															
2	20.8	4.2	<u>3.8</u>	<u>3.7</u>	3.4	00:47.4	106	00:07:15.6	126	00:08:02.9	124	①②●●⑤	1	L	7
3	<u>13.1</u>	2.9	<u>3.6</u>	<u>5.0</u>	2.7	00:29.9	35	00:08:20.6	86	00:08:50.5	78	●②●●⑤	2	S	18
5						01:17.3	76	00:15:36.1	88	00:18:02.4	86	(+23s/Fehl)			
59 KENDA ROK SLO															
2	<u>26.4</u>	<u>7.4</u>	4.1	4.3	5.1	00:49.8	118	00:07:09.4	117	00:07:59.2	120	●●③④⑤	1	L	8
2	20.8	<u>3.2</u>	<u>3.3</u>	2.9	6.6	00:40.9	99	00:08:12.4	82	00:08:53.3	82	①●●③⑤	2	S	21
4						01:30.7	107	00:15:21.8	82	00:17:38.5	80	(+23s/Fehl)			
60 VEIT Marinus GER															
0	19.2	6.2	7.8	6.3	4.9	00:49.5	115	00:06:28.6	33	00:07:18.1	58	①②③④⑤	1	L	11
1	18.0	7.0	4.0	4.8	<u>6.9</u>	00:43.7	108	00:06:24.3	6	00:07:07.9	10	①②③④●	2	S	21
1						01:33.2	113	00:12:52.8	6	00:14:49.0	12	(+23s/Fehl)			
61 DEHOTTAY LOÏC BEL															
0	23.9	4.7	4.6	4.1	3.3	00:45.9	99	00:07:15.0	124	00:08:00.9	122	①②③④⑤	1	L	10
3	<u>21.2</u>	<u>2.2</u>	3.5	4.2	<u>3.5</u>	00:46.8	117	00:07:22.7	47	00:08:09.5	50	●●③④●	2	S	15
3						01:32.8	111	00:14:37.7	62	00:17:19.5	75	(+23s/Fehl)			
63 KRAHMER Lukas GER															
0	16.6	3.1	2.5	2.5	2.3	00:31.2	11	00:06:58.2	95	00:07:29.4	73	①②③④⑤	1	L	7
2	<u>17.1</u>	3.1	2.2	<u>8.4</u>	15.2	00:49.7	125	00:07:15.3	40	00:08:05.0	46	⑤●③②●	2	S	14
2						01:20.9	87	00:14:13.5	45	00:16:20.4	48	(+23s/Fehl)			
64 KOLLER Stefan AUT															
0	18.1	3.7	3.3	2.7	2.5	00:35.1	36	00:07:00.1	97	00:07:35.2	88	⑤④③②①	1	L	8
1	15.5	3.8	3.1	2.5	<u>2.4</u>	00:29.1	28	00:07:02.9	31	00:07:31.9	26	●④③②①	2	S	16
1						01:04.2	28	00:14:02.9	37	00:15:30.1	28	(+23s/Fehl)			
65 HOLLANDT Florian GER															
1	21.7	3.6	1.9	1.7	<u>1.7</u>	00:35.4	38	00:06:22.3	19	00:06:57.7	18	●④③②①	1	L	5
1	17.9	<u>4.6</u>	2.7	1.8	1.7	00:31.8	52	00:06:55.3	25	00:07:27.1	23	⑤④③●①	2	S	19
2						01:07.2	41	00:13:17.6	15	00:14:47.8	11	(+23s/Fehl)			
66 STRELOW Justus GER															
0	17.1	2.9	2.6	2.8	2.6	00:32.6	22	00:06:30.1	36	00:07:02.7	28	①②③④⑤	1	L	4
0	5.4	2.5	2.5	2.5	2.3	00:20.4	2	00:06:41.6	14	00:07:02.1	6	①②③④⑤	2	S	17
0						00:53.0	2	00:13:11.7	12	00:14:04.8	2	(+23s/Fehl)			
67 CERUTTI Navin SUI															
2	<u>28.0</u>	4.4	<u>4.1</u>	3.8	4.0	00:49.6	116	00:06:26.3	29	00:07:15.9	51	●②●④⑤	1	L	10
2	<u>23.7</u>	4.5	<u>4.7</u>	4.9	4.6	00:45.8	116	00:07:38.8	55	00:08:24.6	63	●②●④⑤	2	S	14
4						01:35.4	120	00:14:05.2	39	00:16:26.6	52	(+23s/Fehl)			
68 RATZMANN Moritz GER															
3	25.4	3.8	<u>3.6</u>	<u>5.7</u>	<u>6.0</u>	00:48.9	114	00:07:00.1	98	00:07:49.0	107	①②●●●	1	L	8
1	22.9	3.2	2.9	<u>2.7</u>	3.1	00:36.9	78	00:08:54.7	93	00:09:31.6	93	①②③④⑤	2	S	17
4						01:25.8	96	00:15:54.9	92	00:17:43.6	83	(+23s/Fehl)			
70 HERRMANN Maximilian GER															
0	17.4	4.4	3.7	4.6	5.8	00:40.1	67	00:06:41.8	62	00:07:21.8	64	⑤④③②①	1	L	11
1	14.6	3.3	2.9	<u>3.9</u>	2.3	00:29.3	30	00:06:58.3	27	00:07:27.6	24	⑤●③②①	2	S	17
1						01:09.4	49	00:13:40.1	25	00:15:12.5	20	(+23s/Fehl)			
71 ZBERG Fabian SUI															
0	24.4	2.2	3.1	2.9	2.8	00:40.4	70	00:06:42.2	65	00:07:22.6	65	①②③④⑤	1	L	9
1	18.9	<u>3.4</u>	3.2	2.2	2.3	00:33.1	63	00:06:41.3	13	00:07:14.4	17	①●③④⑤	2	S	19
1						01:13.5	60	00:13:23.5	19	00:15:00.0	15	(+23s/Fehl)			
72 BAUER Philip GER															
3	16.6	2.8	<u>2.7</u>	<u>3.9</u>	<u>5.2</u>	00:38.2	56	00:06:17.2	10	00:06:55.4	15	●●①②●	1	L	1
0	13.2	1.9	1.9	1.8	1.8	00:22.4	6	00:07:56.9	71	00:08:19.4	57	⑤④③②①	2	S	18
3						01:00.6	15	00:14:14.2	46	00:15:14.8	21	(+23s/Fehl)			
73 MORTON Damon AUS															
0	17.5	2.4	2.0	1.9	2.4	00:30.8	9	00:06:41.8	64	00:07:12.6	45	⑤④③②①	1	L	10
2	16.6	2.1	<u>2.1</u>	1.9	<u>4.3</u>	00:29.9	36	00:06:42.2	16	00:07:12.2	14	●④●②①	2	S	15
2						01:00.8	16	00:13:24.0	20	00:15:10.8	19	(+23s/Fehl)			



Competition Shooting Results


Software by
TAURUS-SOFT Systemtechnik
D 83620 Feldkirchen

HoRa Systemtechnik GmbH
Chiemseestraße 26 D 83093 Bad Endorf
Tel +49 (0)8053 49043
Tel +49 (0)8053 49053
e-mail: info@hora2000.de
http://www.hora2000.de

Sprint Men 10km
12.01.2014

Nordic Center Notschrei <unofficial shooting analysis>
Page: 6

F	1S	2S	3S	4S	5S	SchZt	Rng	LaufZt	Rng	Totalzeit	Rng	Schußbild	R	M	St
74 GRAF Matthias GER															
1	17.2	<u>3.6</u>	3.8	3.8	3.6	00:35.7	41	00:06:18.2	12	00:06:53.8	12	①●③④⑤	1	L	5
1	17.9	<u>3.8</u>	2.7	2.9	3.0	00:34.3	71	00:06:49.4	21	00:07:23.7	21	①●③④⑤	2	S	17
2						01:09.9	51	00:13:07.6	11	00:14:40.5	10	(+23s/Fehl)			
75 RÖMER Florian GER															
1	21.3	4.5	<u>4.6</u>	4.3	4.3	00:43.2	83	00:07:00.5	99	00:07:43.7	101	⑤④●②①	1	L	4
0	24.4	3.1	2.5	2.8	2.9	00:38.3	83	00:07:07.2	34	00:07:45.5	32	⑤④③②①	2	S	19
1						01:21.5	91	00:14:07.7	42	00:15:29.2	27	(+23s/Fehl)			
76 WILLEMS Lennard GER															
2	<u>13.5</u>	2.6	2.6	2.8	<u>2.6</u>	00:27.7	1	00:07:04.2	107	00:07:31.9	80	●②③④●	1	L	7
3	19.9	<u>4.1</u>	2.3	<u>2.6</u>	<u>2.9</u>	00:42.6	105	00:08:04.0	75	00:08:46.6	76	①●③●●	2	S	14
5						01:10.3	53	00:15:08.2	77	00:17:27.5	78	(+23s/Fehl)			
77 BACCHETTA Nirando SUI															
1	17.2	5.2	<u>3.3</u>	3.4	3.8	00:38.0	55	00:06:56.9	92	00:07:35.0	87	①②●④⑤	1	L	10
2	<u>16.4</u>	<u>3.4</u>	5.5	3.2	2.8	00:36.3	76	00:07:13.3	39	00:07:49.6	35	⑤④③●●	2	S	16
3						01:14.3	65	00:14:10.3	43	00:16:10.6	45	(+23s/Fehl)			
78 HUNGER Julian AUT															
1	18.2	<u>3.0</u>	3.3	3.1	2.7	00:34.7	33	00:06:43.8	72	00:07:18.5	59	①●③④⑤	1	L	8
1	14.2	2.5	2.7	1.6	<u>1.8</u>	00:25.3	10	00:07:26.7	49	00:07:52.1	37	①②③④●	2	S	17
2						01:00.1	14	00:14:10.5	44	00:15:33.5	29	(+23s/Fehl)			
79 WEICK Erik GER															
0	24.5	4.6	2.9	2.8	2.7	00:42.7	82	00:06:28.3	32	00:07:11.0	42	⑤④③②①	1	L	5
2	15.3	<u>3.1</u>	<u>3.8</u>	4.8	2.4	00:32.5	57	00:06:20.7	3	00:06:53.2	4	⑤④●●①	2	S	15
2						01:15.2	67	00:12:49.0	5	00:14:50.2	13	(+23s/Fehl)			
80 PETRIN JAN SLO															
1	15.7	4.4	3.2	2.8	<u>2.6</u>	00:31.9	15	00:07:00.8	101	00:07:32.8	81	●④③②①	1	L	8
1	19.2	2.3	<u>2.4</u>	2.0	1.9	00:30.2	37	00:07:21.1	45	00:07:51.2	36	●⑤④②①	2	S	19
2						01:02.1	21	00:14:21.8	52	00:15:46.9	32	(+23s/Fehl)			
81 BICHLER Maximilian GER															
1	23.2	4.3	2.8	<u>2.9</u>	2.6	00:39.9	64	00:06:34.9	48	00:07:14.9	50	①②③●⑤	1	L	2
1	22.1	4.1	<u>2.9</u>	3.1	2.8	00:38.1	81	00:06:49.9	23	00:07:28.0	25	①②●④⑤	2	S	20
2						01:18.0	77	00:13:24.9	21	00:15:05.9	17	(+23s/Fehl)			
82 GERHARDTER Wolfgang AUT															
4	<u>21.8</u>	<u>3.1</u>	<u>9.5</u>	<u>5.2</u>	11.8	00:56.7	129	00:06:41.1	60	00:07:37.8	92	⑤●●●●	1	L	5
3	16.8	<u>2.6</u>	2.6	<u>2.6</u>	<u>2.8</u>	00:30.2	39	00:08:44.9	90	00:09:15.1	89	●●③●①	2	S	15
7						01:26.9	98	00:15:26.1	85	00:18:01.9	85	(+23s/Fehl)			
83 DRINOVEC MITJA SLO															
4	<u>20.0</u>	<u>5.8</u>	<u>6.1</u>	3.6	<u>5.5</u>	00:45.9	101	00:06:24.3	21	00:07:10.3	41	●●●④●	1	L	6
2	24.3	<u>4.1</u>	2.4	<u>3.3</u>	4.3	00:41.2	100	00:08:09.5	79	00:08:50.7	79	①●③⑤	2	S	14
6						01:27.2	99	00:14:33.8	59	00:16:47.1	60	(+23s/Fehl)			
84 WALLINGER Patrick AUT															
3	18.9	3.4	<u>3.4</u>	<u>3.4</u>	<u>3.5</u>	00:37.2	49	00:06:21.5	15	00:06:58.7	20	●●●②①	1	L	11
0	18.0	3.0	3.5	3.1	3.0	00:33.3	65	00:07:34.7	51	00:08:08.0	49	⑤④③②①	2	S	19
3						01:10.5	55	00:13:56.2	36	00:15:06.7	18	(+23s/Fehl)			
85 HOCHREITER Christian GER															
1	14.3	4.4	3.3	3.1	<u>3.4</u>	00:32.1	18	00:06:24.4	22	00:06:56.6	17	①②③④●	1	L	3
1	13.5	3.2	2.0	<u>2.0</u>	2.3	00:25.3	9	00:06:47.5	19	00:07:12.8	15	⑤●③②①	2	S	17
2						00:57.4	7	00:13:11.9	13	00:14:32.3	8	(+23s/Fehl)			
86 PERNTANER Timo AUT															
2	<u>21.4</u>	2.7	<u>2.7</u>	2.7	2.5	00:35.6	40	00:07:12.4	121	00:07:48.0	106	●②●④⑤	1	L	7
3	16.9	<u>1.9</u>	<u>2.5</u>	<u>2.8</u>	1.9	00:28.7	24	00:07:53.1	67	00:08:21.8	60	①●●●⑤	2	S	13
5						01:04.3	29	00:15:05.6	72	00:17:18.8	74	(+23s/Fehl)			
87 ECCARIUS Alexander GER															
1	17.6	2.5	<u>2.7</u>	2.6	2.8	00:32.1	16	00:06:29.5	35	00:07:01.6	25	①②●④⑤	1	L	5
2	16.7	3.0	<u>3.5</u>	2.8	<u>4.2</u>	00:34.2	69	00:06:57.8	26	00:07:32.0	27	①②●④●	2	S	16
3						01:06.3	37	00:13:27.3	22	00:15:19.6	24	(+23s/Fehl)			



Competition Shooting Results

Software by
TAURUS-SOFT Systemtechnik
D 83620 Feldkirchen

HoRa Systemtechnik GmbH
Chiemseestraße 26 D 83093 Bad Endorf
Tel +49 (0)8053 49043
Tel +49 (0)8053 49053
e-mail: info@hora2000.de
http://www.hora2000.de

Sprint Men 10km
12.01.2014

Nordic Center Notschrei <unofficial shooting analysis>
Page: 7

F	1S	2S	3S	4S	5S	SchZt	Rng	LaufZt	Rng	Totalzeit	Rng	Schussbild	R	M	St
88 HENGSTMENDEL Jarl NED															
1	15.9	4.7	3.8	4.8	<u>3.9</u>	00:37.8	54	00:06:59.9	96	00:07:37.7	91	①②③④●	1	L	2
1	19.0	2.9	3.2	<u>2.6</u>	2.6	00:33.6	67	00:07:20.9	43	00:07:54.5	40	⑤●③②①	2	S	16
2						01:11.4	57	00:14:20.8	49	00:15:55.2	37	(+23s/Fehl)			
89 ELSIGAN Thomas AUT															
2	<u>21.9</u>	2.9	2.9	3.1	<u>3.3</u>	00:37.8	53	00:06:43.6	71	00:07:21.4	62	●④③②●	1	L	10
1	21.2	<u>2.9</u>	4.3	2.6	2.9	00:38.6	87	00:07:45.9	63	00:08:24.5	62	⑤④③●①	2	S	17
3						01:16.3	74	00:14:29.6	55	00:16:08.9	43	(+23s/Fehl)			
90 PFEIL Frieder GER															
1	18.2	<u>3.7</u>	2.3	2.5	2.3	00:33.8	27	00:06:43.3	69	00:07:17.0	52	①●③④⑤	1	L	4
1	17.7	3.8	<u>3.3</u>	3.2	3.7	00:34.7	74	00:07:11.4	38	00:07:46.2	33	⑤④●②①	2	S	14
2						01:08.5	47	00:13:54.7	33	00:15:26.2	26	(+23s/Fehl)			
91 SCHMUCK Dominic GER															
1	20.2	3.9	<u>3.8</u>	4.4	3.9	00:39.5	62	00:06:19.1	14	00:06:58.6	19	⑤④●②①	1	L	3
0	13.8	3.7	3.0	3.3	3.2	00:31.5	49	00:06:42.6	17	00:07:14.1	16	⑤④③②①	2	S	17
1						01:11.0	56	00:13:01.6	9	00:14:12.7	3	(+23s/Fehl)			
92 FÖHN Lino SUI															
2	17.9	<u>3.8</u>	<u>3.4</u>	7.0	2.1	00:38.9	60	00:06:52.5	87	00:07:31.5	78	①●●③⑤	1	L	4
2	<u>14.5</u>	3.3	1.5	<u>1.9</u>	1.6	00:28.6	22	00:07:44.8	62	00:08:13.3	52	●②③●⑤	2	S	17
4						01:07.5	43	00:14:37.3	61	00:16:30.8	55	(+23s/Fehl)			
93 ZOBEL David GER															
0	20.7	4.1	3.1	2.8	2.9	00:37.3	50	00:06:25.2	25	00:07:02.5	27	①②③④⑤	1	L	2
1	16.3	3.2	3.8	2.3	<u>2.2</u>	00:30.6	44	00:06:19.9	2	00:06:50.6	2	●④③②①	2	S	19
1						01:07.9	45	00:12:45.2	3	00:14:16.1	5	(+23s/Fehl)			
94 KÖNIG Mathias SUI															
2	22.5	3.3	3.4	<u>3.5</u>	<u>3.3</u>	00:42.6	81	00:07:06.5	111	00:07:49.1	108	①②③●●	1	L	10
1	<u>20.9</u>	4.2	4.7	3.8	4.0	00:40.8	96	00:08:11.3	81	00:08:52.1	80	●②③④⑤	2	S	15
3						01:23.4	93	00:15:17.8	81	00:17:04.2	71	(+23s/Fehl)			
95 JAKOB Patrick AUT															
0	21.4	3.2	2.9	2.8	11.6	00:45.9	100	00:06:31.5	43	00:07:17.5	54	⑤④③②①	1	L	11
2	15.7	4.2	2.5	<u>2.4</u>	<u>5.5</u>	00:33.0	61	00:06:23.8	5	00:06:56.8	5	●●③②①	2	S	14
2						01:18.9	80	00:12:55.3	7	00:15:00.3	16	(+23s/Fehl)			
96 ULMER Fabian AUT															
0	21.3	2.9	2.4	2.6	2.8	00:37.2	48	00:06:12.8	8	00:06:49.9	9	⑤④③②①	1	L	12
2	<u>15.3</u>	3.5	<u>2.6</u>	2.8	2.6	00:30.9	46	00:06:32.4	7	00:07:03.2	7	⑤④●②●	2	S	15
2						01:08.0	46	00:12:45.2	2	00:14:39.2	9	(+23s/Fehl)			
97 LEITNER Felix AUT															
1	<u>16.9</u>	3.2	4.5	2.8	3.5	00:34.9	34	00:06:13.0	9	00:06:47.9	8	●②③④⑤	1	L	9
1	16.5	3.1	2.8	<u>2.3</u>	2.6	00:30.5	42	00:06:35.5	8	00:07:05.9	9	①②③●⑤	2	S	16
2						01:05.5	35	00:12:48.5	4	00:14:16.9	6	(+23s/Fehl)			
98 GROB Marco GER															
1	15.8	3.4	4.1	3.6	<u>4.4</u>	00:35.6	39	00:06:24.6	24	00:07:00.2	23	●④③②①	1	L	3
0	11.9	3.4	3.1	3.1	3.6	00:27.3	17	00:06:37.3	9	00:07:04.6	8	⑤④③①②	2	S	13
1						01:02.8	24	00:13:01.9	10	00:14:04.7	1	(+23s/Fehl)			
99 GATTERMANN Johannes GER															
0	16.7	2.3	2.0	2.7	2.6	00:30.2	4	00:06:33.4	46	00:07:03.6	30	⑤④①②③	1	L	1
1	15.0	2.0	2.2	<u>1.4</u>	1.9	00:26.5	13	00:06:21.9	4	00:06:48.4	1	⑤●③②①	2	S	15
1						00:56.7	5	00:12:55.4	8	00:14:15.0	4	(+23s/Fehl)			
101 LUKAS Johannes GER															
0	19.5	5.5	5.4	3.9	3.8	00:41.6	79	00:06:57.2	93	00:07:38.8	93	①②③④⑤	1	L	2
2	15.7	<u>8.1</u>	<u>3.2</u>	3.9	4.1	00:36.6	77	00:12:55.6	112	00:13:32.2	112	⑤④●●①	2	S	16
2						01:18.1	78	00:19:52.9	120	00:21:56.9	126	(+23s/Fehl)			
102 JANKE Maximilian GER															
0	15.5	3.1	2.7	2.8	2.8	00:30.4	5	00:06:24.6	23	00:06:54.9	14	①②③④⑤	1	L	5
1	13.5	3.3	2.6	<u>2.4</u>	3.4	00:27.4	18	00:12:08.3	99	00:12:35.7	99	①②③●⑤	2	S	13
1						00:57.8	9	00:18:32.9	101	00:19:53.7	100	(+23s/Fehl)			



Competition Shooting Results

Software by
TAURUS-SOFT Systemtechnik
D 83620 Feldkirchen

HoRa Systemtechnik GmbH
Chiemseestraße 26 D 83093 Bad Endorf
Tel +49 (0)8053 49043
Tel +49 (0)8053 49053
e-mail: info@hora2000.de
http://www.hora2000.de

Sprint Men 10km
12.01.2014

Nordic Center Notschrei <unofficial shooting analysis>
Page: 8

F	1S	2S	3S	4S	5S	SchZt	Rng	LaufZt	Rng	Totalzeit	Rng	Schußbild	R	M	St
103 DONHAUSER Johannes GER															
0	20.3	2.2	1.9	1.9	1.8	00:32.3	19	00:06:30.6	40	00:07:02.9	29	⑤④③②①	1	L	1
2	<u>20.8</u>	2.0	1.6	<u>1.8</u>	1.5	00:30.7	45	00:13:03.1	115	00:13:33.8	113	⑤●③②●	2	S	20
2						01:02.9	25	00:19:33.7	116	00:21:22.7	119	(+23s/Fehl)			
104 JAKOB Alexander AUT															
1	<u>17.6</u>	3.1	2.7	2.6	2.5	00:33.6	25	00:06:30.8	41	00:07:04.4	32	⑤④③②●	1	L	9
1	17.6	1.9	<u>1.9</u>	2.2	2.1	00:30.6	43	00:13:23.3	121	00:13:53.9	120	⑤④●②①	2	S	13
2						01:04.2	27	00:19:54.1	121	00:21:21.3	118	(+23s/Fehl)			
105 PANUR PRIMO SLO															
2	14.2	<u>2.7</u>	2.9	3.2	<u>2.9</u>	00:30.7	8	00:06:42.9	67	00:07:13.6	48	●④③●①	1	L	7
0	14.6	2.9	2.8	2.9	3.6	00:31.3	48	00:14:04.3	128	00:14:35.6	128	⑤④③②①	2	S	17
2						01:02.0	19	00:20:47.3	128	00:21:49.3	122	(+23s/Fehl)			
106 PFEFFER Michael AUT															
1	18.5	3.2	<u>2.8</u>	3.8	3.6	00:35.7	42	00:06:23.0	20	00:06:58.7	21	①②●④⑤	1	L	8
4	<u>19.1</u>	<u>2.8</u>	<u>2.9</u>	2.8	<u>2.6</u>	00:41.3	101	00:12:57.6	114	00:13:38.9	116	●●●④●	2	S	16
5						01:17.1	75	00:19:20.7	111	00:22:09.7	127	(+23s/Fehl)			
107 BIERI Lukas SUI															
2	18.9	<u>3.4</u>	3.5	2.9	<u>3.3</u>	00:36.8	47	00:06:28.6	34	00:07:05.5	34	①●③④●	1	L	4
2	14.5	<u>3.0</u>	2.7	3.3	<u>2.8</u>	00:29.6	33	00:13:29.7	123	00:13:59.3	123	①●③④●	2	S	14
4						01:06.4	39	00:19:58.4	122	00:21:50.8	123	(+23s/Fehl)			
108 ROMBACH Lukas GER															
1	18.2	<u>3.3</u>	1.9	1.9	2.1	00:31.6	12	00:06:06.7	2	00:06:38.3	2	①●③④⑤	1	L	3
3	<u>15.2</u>	<u>7.2</u>	1.5	1.4	<u>1.6</u>	00:29.7	34	00:12:11.4	101	00:12:41.1	103	●●④③●	2	S	15
4						01:01.3	17	00:18:18.1	99	00:20:28.4	104	(+23s/Fehl)			
109 KÖPPERT Andre GER															
1	17.5	3.1	<u>2.9</u>	2.7	3.8	00:33.9	28	00:06:30.2	38	00:07:04.1	31	⑤④●②①	1	L	5
2	10.6	2.9	<u>2.7</u>	<u>3.3</u>	2.8	00:28.1	20	00:12:54.8	111	00:13:22.9	111	⑤●●②①	2	S	16
3						01:02.0	18	00:19:24.9	112	00:21:12.9	115	(+23s/Fehl)			
110 HÖRL Michael AUT															
3	16.9	<u>3.5</u>	2.4	<u>2.5</u>	<u>2.4</u>	00:32.6	23	00:06:09.0	3	00:06:41.7	5	●●③●①	1	L	12
2	19.4	3.3	<u>2.5</u>	2.3	<u>2.7</u>	00:32.5	56	00:13:19.0	118	00:13:51.5	118	●④●②①	2	S	18
5						01:05.1	34	00:19:28.1	113	00:21:19.2	117	(+23s/Fehl)			
112 HORN Philipp GER															
1	17.6	<u>4.2</u>	4.2	4.1	3.9	00:37.3	52	00:06:10.1	6	00:06:47.3	7	①●③④⑤	1	L	5
1	<u>13.8</u>	3.6	3.2	2.6	2.4	00:29.3	29	00:12:09.1	100	00:12:38.4	101	●②③④⑤	2	S	15
2						01:06.6	40	00:18:19.2	100	00:19:48.8	99	(+23s/Fehl)			
113 REES Roman GER															
0	16.6	3.3	2.6	2.6	2.5	00:30.4	6	00:06:09.8	5	00:06:40.2	3	①②③④⑤	1	L	3
1	14.4	<u>2.6</u>	1.9	1.9	3.9	00:27.1	15	00:11:50.5	98	00:12:17.6	98	⑤④③●①	2	S	13
1						00:57.5	8	00:18:00.3	98	00:19:20.8	96	(+23s/Fehl)			
114 MCLEAN Hamish Alexander AUS															
1	24.6	<u>6.5</u>	5.9	5.4	5.3	00:51.5	124	00:07:39.4	131	00:08:30.8	129	⑤④③●①	1	L	9
4	<u>23.1</u>	<u>7.9</u>	<u>7.0</u>	<u>4.3</u>	4.3	00:50.7	127	00:16:22.7	132	00:17:13.3	132	⑤●●●●	2	S	17
5						01:42.1	128	00:24:02.1	132	00:27:16.2	132	(+23s/Fehl)			
115 EISENHUT Sebastian GER															
1	20.7	2.2	2.3	<u>2.3</u>	2.3	00:33.7	26	00:06:26.0	28	00:06:59.7	22	①②③●⑤	1	L	2
1	17.5	1.9	2.2	2.1	<u>1.9</u>	00:28.6	23	00:12:36.6	109	00:13:05.1	110	●④③②①	2	S	13
2						01:02.3	22	00:19:02.6	109	00:20:27.8	103	(+23s/Fehl)			
116 DOVJAN MIHA SLO															
2	15.1	2.8	2.3	<u>2.4</u>	<u>4.2</u>	00:36.1	45	00:06:36.4	51	00:07:12.5	44	●●③②①	1	L	8
0	13.2	1.7	1.3	1.4	1.6	00:22.2	4	00:13:32.6	124	00:13:54.8	121	⑤④③②①	2	S	15
2						00:58.4	10	00:20:09.0	124	00:21:07.4	114	(+23s/Fehl)			
117 DIETRICH Severin SUI															
1	18.8	2.4	2.1	2.1	<u>2.2</u>	00:34.3	31	00:06:31.3	42	00:07:05.7	36	●④③②①	1	L	5
2	14.3	<u>2.8</u>	12.8	<u>3.3</u>	2.9	00:38.9	89	00:12:57.6	113	00:13:36.5	114	⑤●③●①	2	S	14
3						01:13.3	59	00:19:28.9	114	00:21:28.2	120	(+23s/Fehl)			



Competition Shooting Results

Software by
TAURUS-SOFT Systemtechnik
D 83620 Feldkirchen

HoRa Systemtechnik GmbH
Chiemseestraße 26 D 83093 Bad Endorf
Tel +49 (0)8053 49043
Tel +49 (0)8053 49053
e-mail: info@hora2000.de
http://www.hora2000.de

Sprint Men 10km
12.01.2014

Nordic Center Notschrei <unofficial shooting analysis>
Page: 9

F	1S	2S	3S	4S	5S	SchZt	Rng	LaufZt	Rng	Totalzeit	Rng	Schußbild	R	M	St
118 KELLERER Niklas GER															
0	15.5	3.5	2.8	2.8	2.5	00:30.4	7	00:06:35.1	49	00:07:05.5	35	①②③④⑤	1	L	3
2	<u>9.4</u>	3.4	2.3	<u>2.4</u>	3.6	00:23.8	7	00:12:30.0	108	00:12:53.8	106	⑤●③②●	2	S	18
2						00:54.2	4	00:19:05.1	110	00:20:45.3	108	(+23s/Fehl)			
119 KADNER Robert GER															
0	19.7	3.1	3.3	2.6	2.6	00:34.7	32	00:06:18.7	13	00:06:53.4	11	①②③④⑤	1	L	6
2	14.9	<u>2.6</u>	<u>2.5</u>	2.7	2.3	00:27.5	19	00:12:22.5	105	00:12:49.9	104	①●④⑤●	2	S	16
2						01:02.1	20	00:18:41.2	103	00:20:29.3	106	(+23s/Fehl)			
120 HUTEgger Hans Florian AUT															
2	<u>24.2</u>	5.0	2.3	2.1	<u>2.4</u>	00:40.7	72	00:06:25.7	27	00:07:06.4	38	●④③②●	1	L	4
3	<u>23.3</u>	4.3	<u>3.4</u>	4.3	<u>2.6</u>	00:40.8	96	00:13:20.7	119	00:14:01.5	124	●④●②●	2	S	19
5						01:21.4	90	00:19:46.4	119	00:22:16.9	128	(+23s/Fehl)			
121 KETZER Alexander GER															
0	14.6	3.7	3.5	2.9	2.9	00:31.7	14	00:06:30.4	39	00:07:02.1	26	①②③④⑤	1	L	5
2	12.2	2.5	<u>2.7</u>	2.6	<u>2.9</u>	00:27.1	16	00:12:13.6	102	00:12:40.7	102	①②●④●	2	S	17
2						00:58.8	11	00:18:43.9	104	00:20:28.8	105	(+23s/Fehl)			
122 CUENOT Jules SUI															
4	<u>20.8</u>	<u>2.6</u>	6.0	<u>3.0</u>	<u>2.9</u>	00:40.8	73	00:06:37.3	52	00:07:18.1	57	●●③●●	1	L	6
4	<u>16.4</u>	<u>2.1</u>	2.1	<u>2.4</u>	<u>9.9</u>	00:37.6	80	00:14:24.5	130	00:15:02.1	129	●●③●●	2	S	15
8						01:18.4	79	00:21:01.8	129	00:23:52.2	130	(+23s/Fehl)			
123 BEKELAER Fabian GER															
0	17.4	3.6	3.1	3.2	2.9	00:34.1	29	00:06:21.6	16	00:06:55.7	16	①②③④⑤	1	L	1
2	12.6	<u>2.2</u>	<u>1.6</u>	2.5	2.5	00:25.8	11	00:12:25.5	106	00:12:51.2	105	⑤④●●①	2	S	16
2						00:59.8	13	00:18:47.0	106	00:20:32.9	107	(+23s/Fehl)			
124 BICHLER Andreas GER															
0	15.6	2.9	2.9	2.7	2.8	00:31.1	10	00:06:21.9	17	00:06:53.1	10	①②③④⑤	1	L	3
0	5.5	3.8	3.4	3.2	3.2	00:22.4	5	00:12:14.1	103	00:12:36.5	100	⑤④③②①	2	S	18
0						00:53.5	3	00:18:35.9	102	00:19:29.5	97	(+23s/Fehl)			
125 PFEIL David GER															
3	15.4	3.5	<u>2.5</u>	<u>2.3</u>	<u>2.3</u>	00:31.7	13	00:06:03.8	1	00:06:35.5	1	①②●●●	1	L	4
1	18.2	3.7	2.8	2.4	<u>2.4</u>	00:33.0	61	00:13:32.6	125	00:14:05.6	125	●④③②①	2	S	16
4						01:04.7	33	00:19:36.5	117	00:21:04.1	113	(+23s/Fehl)			
126 AICHORN Philipp AUT															
0	15.8	2.2	2.1	2.1	1.9	00:28.6	2	00:06:31.6	44	00:07:00.2	24	①②③④⑤	1	L	4
1	<u>15.7</u>	2.9	2.2	2.3	2.2	00:28.1	21	00:13:09.5	116	00:13:37.6	115	●②③④⑤	2	S	17
1						00:56.8	6	00:19:41.1	118	00:21:00.8	111	(+23s/Fehl)			
127 ZABRET VID SLO															
2	19.7	6.1	<u>5.0</u>	<u>4.8</u>	6.3	00:45.4	95	00:06:57.3	94	00:07:42.8	98	①②●●⑤	1	L	8
2	3.6	<u>3.1</u>	2.8	2.6	<u>2.7</u>	00:17.7	1	00:15:02.6	131	00:15:20.3	131	①●③④●	2	S	16
4						01:03.1	26	00:21:59.9	131	00:23:49.1	129	(+23s/Fehl)			
128 WIESTNER TIII SUI															
0	18.3	3.9	3.8	3.9	4.3	00:38.7	58	00:06:26.6	30	00:07:05.3	33	⑤④③②①	1	L	5
3	15.0	3.5	<u>3.4</u>	<u>3.9</u>	<u>7.5</u>	00:40.8	95	00:12:17.9	104	00:12:58.7	108	●●●②①	2	S	14
3						01:19.5	82	00:18:44.6	105	00:21:13.1	116	(+23s/Fehl)			
129 GERHARDTER Michael AUT															
1	<u>17.8</u>	2.8	2.3	2.2	2.7	00:33.4	24	00:06:47.6	78	00:07:21.0	61	●②③④⑤	1	L	7
1	14.9	2.2	2.1	<u>1.9</u>	2.2	00:26.3	12	00:13:29.0	122	00:13:55.4	122	①②③●⑤	2	S	23
2						00:59.7	12	00:20:16.7	125	00:21:39.4	121	(+23s/Fehl)			
130 TAUBER Christopher AUT															
1	20.5	2.6	<u>2.0</u>	3.4	2.9	00:35.4	37	00:06:37.9	54	00:07:13.4	46	⑤④●②①	1	L	10
0	17.5	2.5	2.6	2.3	2.0	00:28.9	26	00:13:21.7	120	00:13:50.6	117	⑤④③②①	2	S	16
1						01:04.4	31	00:19:59.6	123	00:21:04.0	112	(+23s/Fehl)			
131 FRATZSCHER Lucas GER															
0	18.9	3.8	4.3	4.1	9.6	00:44.6	88	00:06:25.3	26	00:07:09.8	39	①②③④⑤	1	L	5
2	15.9	3.6	<u>3.3</u>	<u>2.1</u>	1.9	00:30.9	47	00:12:25.9	107	00:12:56.7	107	⑤●●②①	2	S	14
2						01:15.5	70	00:18:51.1	108	00:20:52.6	109	(+23s/Fehl)			



Competition Shooting Results

Software by
TAURUS-SOFT Systemtechnik
D 83620 Feldkirchen

HoRa Systemtechnik GmbH
Chiemseestraße 26 D 83093 Bad Endorf
Tel +49 (0)8053 49043
Tel +49 (0)8053 49053
e-mail: info@hora2000.de
http://www.hora2000.de

Sprint Men 10km
12.01.2014

Nordic Center Notschrei <unofficial shooting analysis>
Page: 10

F	1S	2S	3S	4S	5S	SchZt	Rng	LaufZt	Rng	Totalzeit	Rng	Schußbild	R	M	St
---	----	----	----	----	----	-------	-----	--------	-----	-----------	-----	-----------	---	---	----

132 REICHERT Paul GER

2	14.7	3.8	<u>3.0</u>	<u>3.6</u>	10.7	00:40.3	69	00:06:34.0	47	00:07:14.3	49	①②●●⑤	1	L	4
1	11.9	2.1	1.9	1.6	<u>1.9</u>	00:24.1	8	00:13:55.3	127	00:14:19.4	126	●④③②①	2	S	14
3						01:04.4	32	00:20:29.3	127	00:21:56.8	125	(+23s/Fehl)			

133 DORFER Matthias GER

1	<u>16.6</u>	2.6	2.3	2.2	2.5	00:32.1	17	00:06:09.3	4	00:06:41.4	4	●②③④⑤	1	L	3
1	11.9	1.6	1.1	<u>1.1</u>	1.4	00:20.5	3	00:12:40.1	110	00:13:00.6	109	⑤●③②①	2	S	18
2						00:52.6	1	00:18:49.4	107	00:20:04.9	102	(+23s/Fehl)			

134 CERUTTI Yannick SUI

2	<u>28.7</u>	<u>4.5</u>	5.2	5.4	5.5	00:55.1	128	00:06:50.1	82	00:07:45.2	104	●●③④⑤	1	L	10
3	<u>23.7</u>	<u>4.8</u>	<u>6.8</u>	5.5	3.9	00:49.3	124	00:14:15.6	129	00:15:04.9	130	⑤④●●●	2	S	23
5						01:44.4	129	00:21:05.8	130	00:23:59.2	131	(+23s/Fehl)			

136 NAWRATH Philipp GER

0	14.5	3.4	3.1	3.1	2.7	00:32.3	20	00:06:12.5	7	00:06:44.8	6	①②③④⑤	1	L	4
3	14.6	<u>2.9</u>	3.0	<u>3.0</u>	<u>2.9</u>	00:30.2	39	00:11:37.3	97	00:12:07.5	97	①●③●●	2	S	15
3						01:02.5	23	00:17:49.7	97	00:20:01.3	101	(+23s/Fehl)			

137 NÖCKLER Christoph AUT

2	23.9	5.8	4.6	<u>5.1</u>	<u>4.6</u>	00:48.5	112	00:06:17.8	11	00:07:06.2	37	①②③●●	1	L	8
0	21.4	3.7	3.3	4.3	3.3	00:38.9	90	00:13:14.9	117	00:13:53.9	119	①②③④⑤	2	S	19
2						01:27.4	100	00:19:32.6	115	00:21:00.1	110	(+23s/Fehl)			

138 HUBER Martin AUT

3	<u>20.4</u>	<u>3.1</u>	<u>5.7</u>	2.9	2.4	00:39.9	65	00:06:30.2	37	00:07:10.1	40	●●●④⑤	1	L	6
1	15.9	<u>2.8</u>	2.8	2.8	2.5	00:29.3	32	00:13:52.1	126	00:14:21.4	127	⑤④③●①	2	S	17
4						01:09.3	48	00:20:22.2	126	00:21:54.5	124	(+23s/Fehl)			

Abgegebene Schüsse: 1365, davon Fehler: 442 = 32,38%

Schüsse stehend: 685, davon Fehler: 254 = 37,08%

Schüsse liegend: 680, davon Fehler: 188 = 27,65%